

### 2021 PROGRAM HIGHLIGHTS

- CWHC continued to adapt our programs to ensure the safety of participants and staff in an evolving health care landscape. This adaptation included technological advancements for improving telehealth and teletherapy, upgraded lab equipment, and integrating new clinic systems, including electronic health records.
- CWHC created a new staff position dedicated to helping trans and gender-expansive clients navigate health care challenges and leverage internal and external resources.
- The sexual health education team provided an increased number of classes, and expanded each class's focus on social and emotional wellness – a clear need staff are seeing in young people across Chicago at all grade levels.

5,700+ women, trans people, and young people accessed affirming health services through CWHC in FY2021.

### PROGRAM IMPACT

CWHC offers all services on a sliding scale. In FY21, our programs provided the following services:

#### Clinical Services, including Trans Health

2,655 visits were provided in primary care, gynecological care, trans health care, and other essential health services.

#### Counseling

2,520 sessions of person-centered counseling was provided through teletherapy.

#### Outreach and Education

918 classes of comprehensive sexual health and healthy relationships education were provided through virtual classes.

#### Integrative Health

231 sessions of alternative healing modalities, such as bodywork and acupuncture, were provided.

#### Alternative Insemination

75 clients were assisted on a path to pregnancy.

### OUR CLIENTS

Of clients accessing services in our clinic:

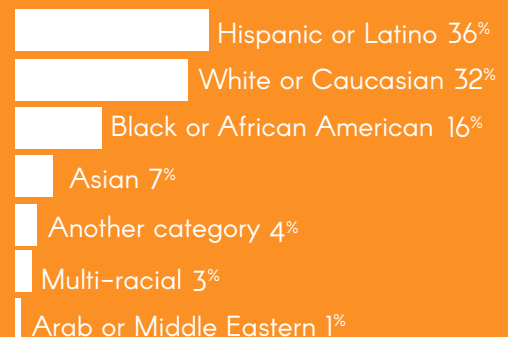
- 99% said their identities and beliefs were respected at CWHC
- For 75%, CWHC was their only health care provider
- 32% were trans or another gender-expansive identity; 64% were LGBTQ
- Over half were low-income, uninsured, and/or under-insured.
- 89% lived in Chicago

### OUR STUDENTS

Of young people in our comprehensive sexual health education program:

- 99% felt respected by their educator
- 62% were from low-income households
- 95% of school and community partner sites were in medically underserved areas of Chicago

### PARTICIPANT RACE & ETHNICITY



## FINANCIAL OVERVIEW

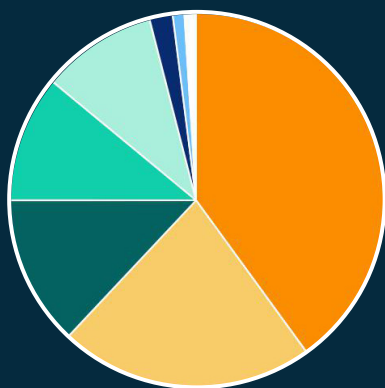
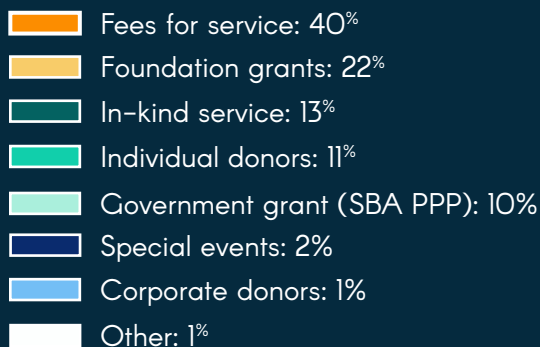
Total Expenses: \$1,216,136

Total Income: \$1,269,048

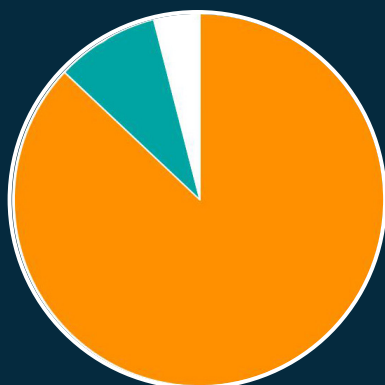
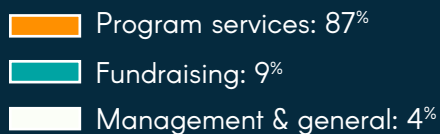
Year-end surplus: \$52,912

Year-end Net Assets: \$491,420

### SOURCES OF FUNDING



### USE OF FUNDS



## SPECIAL THANKS

CWHC is grateful for the generosity of all those who made our work possible.

### FOUNDATION SUPPORT

Thank you to the foundations and grant-making organizations who provided \$275,600 of support. Your partnership is invaluable.

#### \$65,000-\$35,000

The Crown Family  
O'Neill Foundation  
Polk Bros Foundation

#### \$25,000-\$20,000

Anonymous  
General Fund of Chicago Foundation for Women  
National Association of Free Clinics  
The Albert Pick, Jr. Fund

#### Up to \$10,000

McNeil Foundation  
Winnetka Congregational Church  
The Skaggs Family Foundation  
Dew Foundation  
AHS Foundation  
Chicago Community Trust  
Kovler Family Foundation  
Illinois Assoc. of Free & Charitable Clinics

### CORPORATE SUPPORT

Thank you to our corporate donors, who provided \$21,070 of support. Special thanks to:

Women Unite!  
Women & Children First Bookstore  
Early to Bed  
The Collective Academy  
Bulley & Andrews

The TaTa Top	The Velveteen Rabbit Chicago
Wolfbait & B-girls	VS. Training LLC
Invenergy	Logan Parlor Hair Salon
Zeiler Insurance	Lynda Barry Art
McAlpine Consulting	Catalytic Sound
Michelle Starbuck Designs	Chelsea Pictures
Lopez Law Group	Devbridge

### INDIVIDUAL SUPPORT

Thank you to our 638 individual donors, who provided \$136,457 of support.

### VOLUNTEER SUPPORT

Thank you to our 34 volunteers, who donated 5,200+ hours of their time.

To learn more about CWHC's 2021 Fiscal Year, please contact Lisa Schergen, Executive Director, at [ls@chicagowomenshealthcenter.org](mailto:ls@chicagowomenshealthcenter.org).